

JUNE 2025

QUARTERLY BULLETIN

THE LABOUR MARKET GROUP
OF RENFREW AND LANARK



ABOUT US



The Labour Market Group of Renfrew and Lanark (LMG) represents one of 26 workforce planning areas in the Province of Ontario. Funded by the Ministry of Labour, Immigration, Training and Skills Development, our team works to provide accurate and timely labour market information to employers, job seekers and organizations that use labour market data for strategic planning purposes. We also provide annual labour market reports that outline trends in the local labour force using statistical data from several sources, as well as intelligence gathered from local employers and employment agencies.

Our Purpose: To help build a skilled workforce in Renfrew and Lanark Counties that contributes to a prosperous Ontario.

Our Mission: To work collaboratively with community partners on the creation of innovative labour market solutions that meet local workforce development needs.

To obtain information about our past work on local labour market trends, please visit our website at www.labourmarketgroup.ca or send us an email with your questions, comments, concerns, requests and ideas. lmg@algonquincollege.com

We acknowledge the Anishinaabe Algonquin People whose traditional unceded, unsundered territory is where the newsletter was produced.



Looking for a new job?
Hiring? Check out our job tools!

[Click Here](#)



It is our goal to help you with any of the questions you have related to local LMI, and other topics related to your information search.

[Click Here](#)



Get the latest copy of our Local Labour Market Planning Report

[Click Here](#)



Community Profile: Tay Valley Township

Tay Valley Township, in the heart of Lanark County, is a community rich in history, agriculture, and natural beauty. Known for its farming heritage and historic buildings, the township also features two Provincial Parks—Murphys Point and Silver Lake—dedicated to conservation and education.

With a permanent population of 5,925 (2021 census) and a seasonal population exceeding 10,000, Tay Valley is poised for growth, expecting over 2,000 new residents in the next 25 years. This expansion offers opportunities to shape the community while preserving its unique character.

Outdoor recreation is central to Tay Valley's appeal. With 31 lakes, eight rivers, and numerous trails and campgrounds, residents and visitors enjoy year-round activities like paddling, fishing, and hiking. Tourism is a key economic driver, attracting over 100,000 visitors annually and generating \$7.7 million for the local economy.

The township hosts vibrant cultural events, including Art in the Garden at Kiwi Gardens, which showcases local artists amid floral displays every Father's Day weekend. The Festival of the Maples, held the last weekend of April, celebrates the maple sap harvest with food, music, and awards recognizing top syrup producers.

Tay Valley's history extends beyond European settlement. The Algonquin/Omàmiwinini People lived on this land for centuries, maintaining a deep connection to nature. In recognition of this history, two plaques were installed in 2021 by Lanark County Neighbours for Truth and Reconciliation in collaboration with Algonquin elders.

As Tay Valley grows, it continues to balance progress with heritage, offering a mix of adventure, culture, and reflection for residents and visitors alike.



Population of Tay Valley Township

Municipality	Population 2016	Population 2021	Percent Change
Lanark County	68,698	75,760	10.3%
Tay Valley	5,665	5,925	4.6%

Source: Statistics Canada, 2016 and 2021 Census of Population

Age Distribution of Tay Valley

Age Distribution	Lanark County 2016	Lanark County 2021	Tay Valley 2016	Tay Valley 2021
0 to 14 years	10,345	11,390	640	680
15 to 24 years	7,085	6,745	540	460
25 to 34 years	6,955	8,295	440	465
35 to 44 years	7,230	8,270	435	490
45 to 54 years	10,160	8,955	840	645
55 to 64 years	11,815	13,025	1,210	1,300
65 to 74 years	8,930	11,435	930	1,135
75 to 84 years	4,275	5,425	405	490
85 years and above	1,890	2,215	225	265

Source: Statistics Canada, 2016 and 2021 Census of Population


NEWS

Check out what's happening in our community. LMG collects local labour market intel to keep you informed.

Youth Unemployment



In response to a weak summer job market, the federal government is expanding the Canada Summer Jobs program with an additional \$25 million to create 6,000 more jobs, on top of the planned 70,000. Statistics Canada indicates that nearly 20% of returning students aged 15 to 24 were unemployed in May, the highest rate outside the pandemic since 2009. This reflects broader economic challenges, including job losses in manufacturing, low vacancy rates, and limited labor mobility, which hinder opportunities for young Canadians despite targeted youth programs.



Manufacturing Decline in Ontario

In April, manufacturing jobs decreased by 31,000 (-1.6%), with Ontario facing the largest decline due to trade uncertainty with the U.S. Wholesale and retail trade also fell by 27,000 (-0.9%). However, these sectors remained stable year-over-year. Conversely, public administration gained 37,000 jobs (+3.0%), mainly from temporary positions related to the federal election. Additionally, finance, insurance, real estate, rental, and leasing employment rose by 24,000 (+1.6%), continuing steady growth since October 2024.



Tariffs

President Trump doubled steel and aluminum tariffs to 50%, citing unfair foreign competition. Canada condemned the move as "unlawful," and Prime Minister Carney confirmed negotiations and potential retaliations. Industry leaders warn of job cuts, higher costs, and economic harm, prompting unions and opposition to demand quick action. Ontario Premier Ford and others call for matching tariffs and stronger domestic protections.

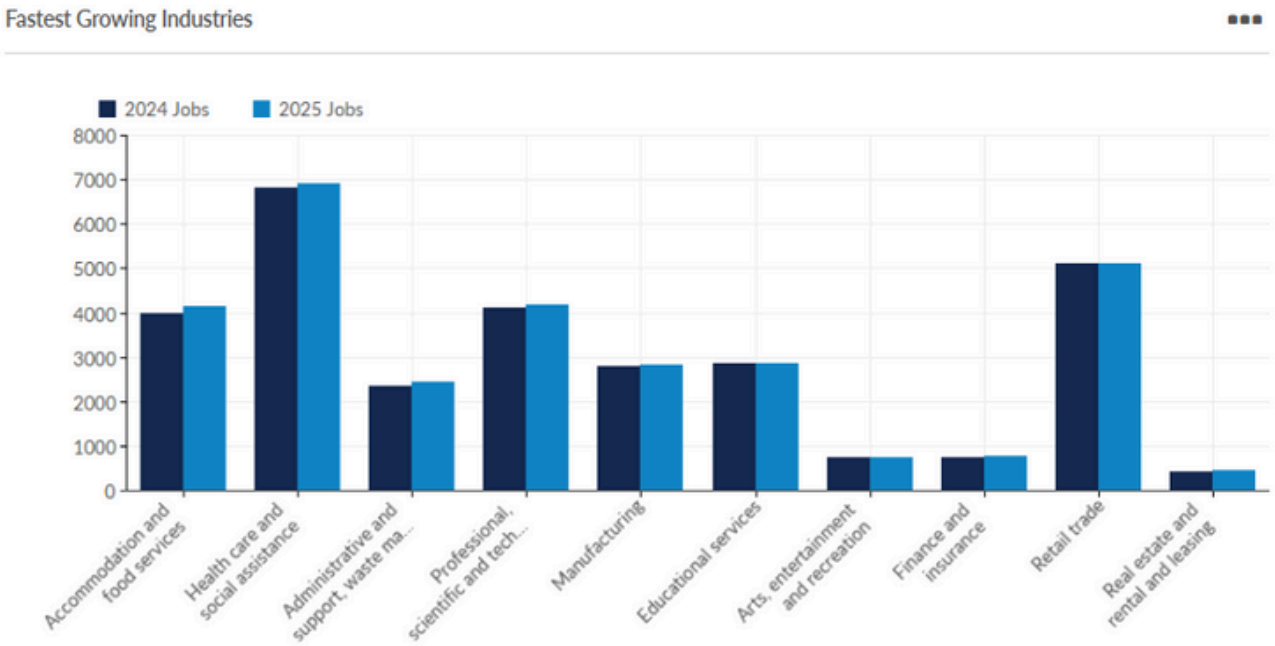
Canadian travel to the U.S. dropped again in May, with car trips down 38.1% and air travel down 24.2% year-over-year. Airlines are cutting U.S. flights as demand shifts to domestic and overseas destinations.

Labour Market Data: Lanark and Renfrew

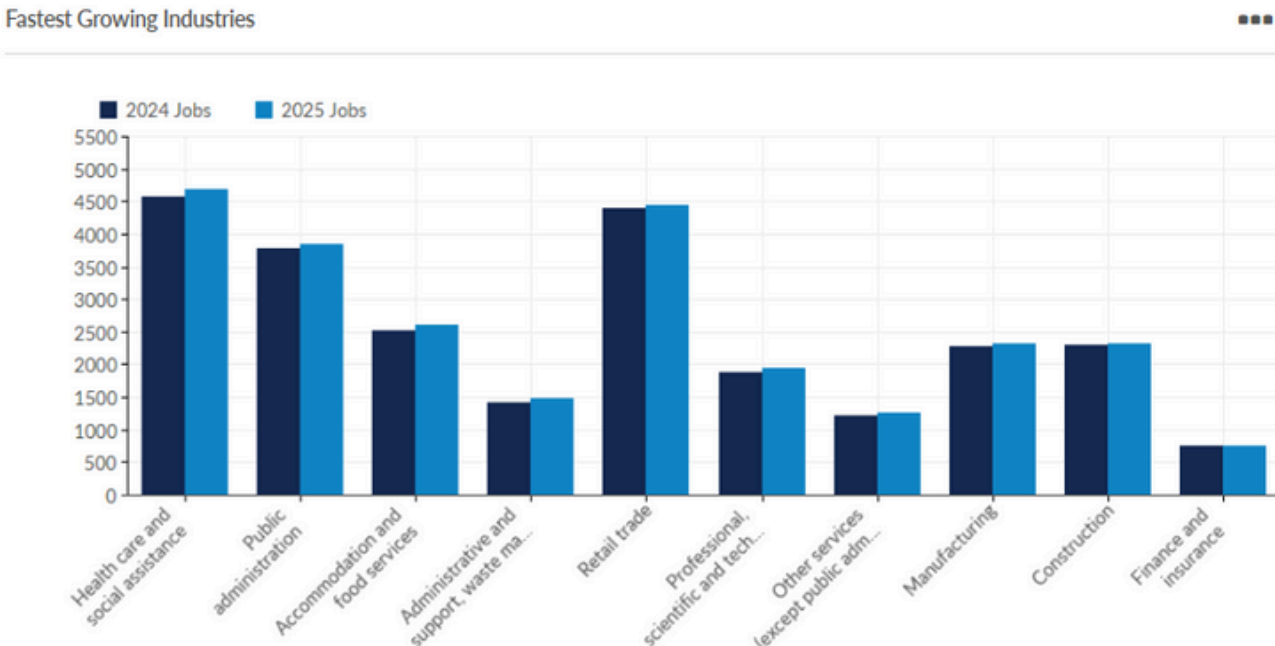
March 2025 to May 2025

FASTEST GROWING INDUSTRY AT THE 2-DIGIT NAICS LEVEL

Renfrew



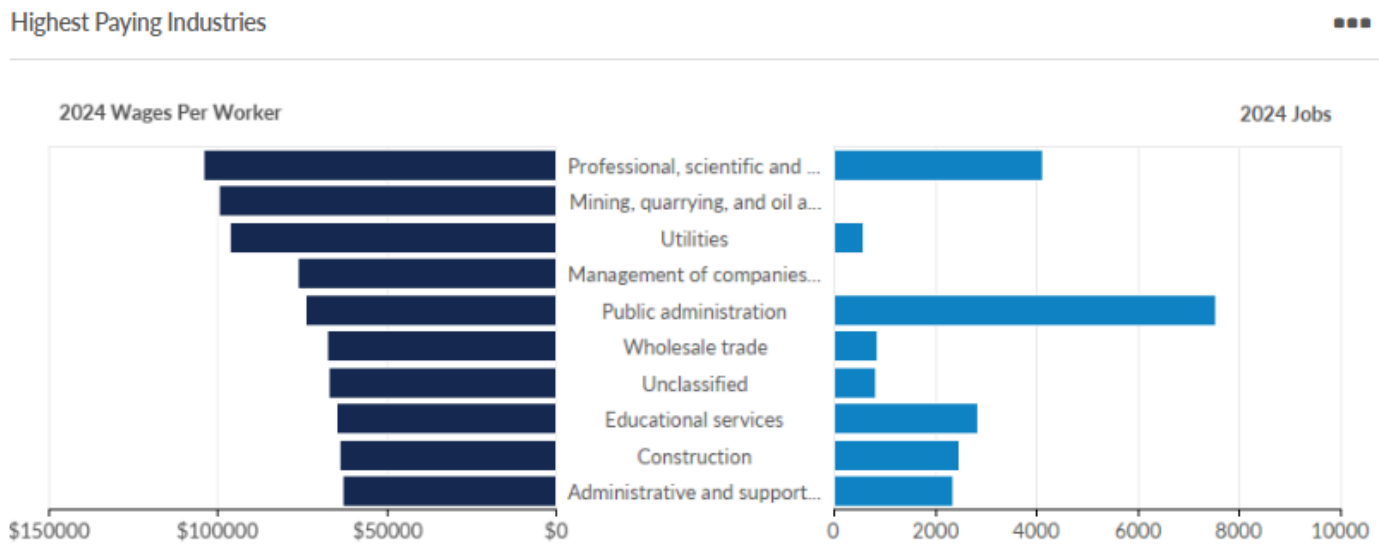
Lanark



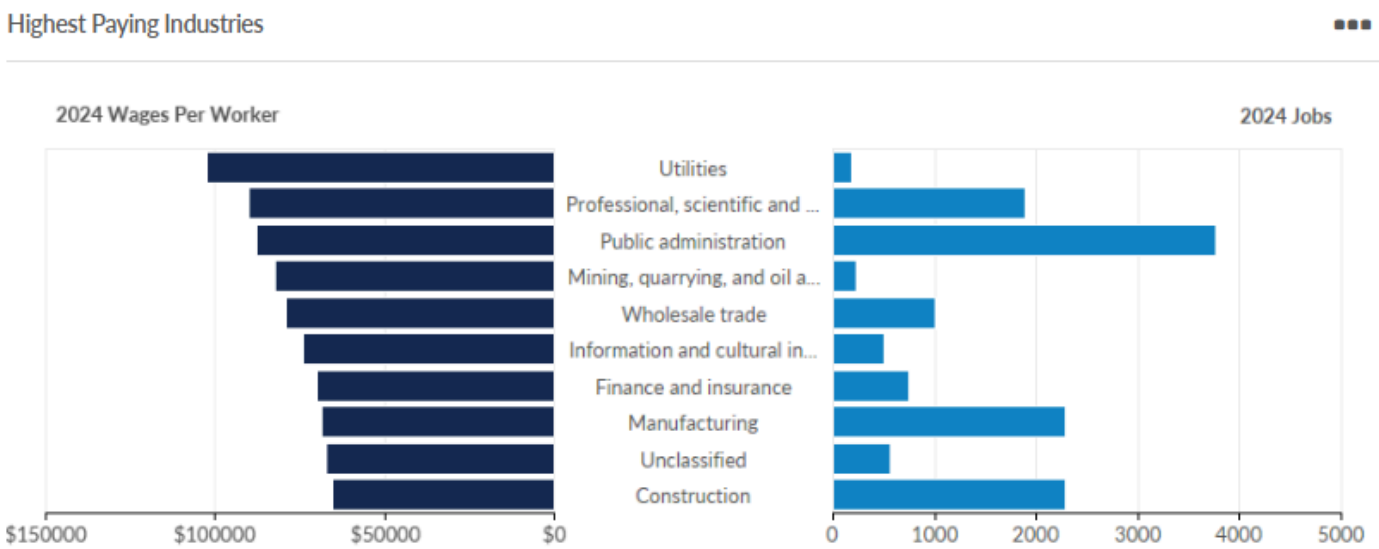
These graphs show the highest paying industries according to a place of work status at the 2-digit NAICS classification in Renfrew and Lanark Counties.

HIGHEST PAYING INDUSTRY

Renfrew



Lanark

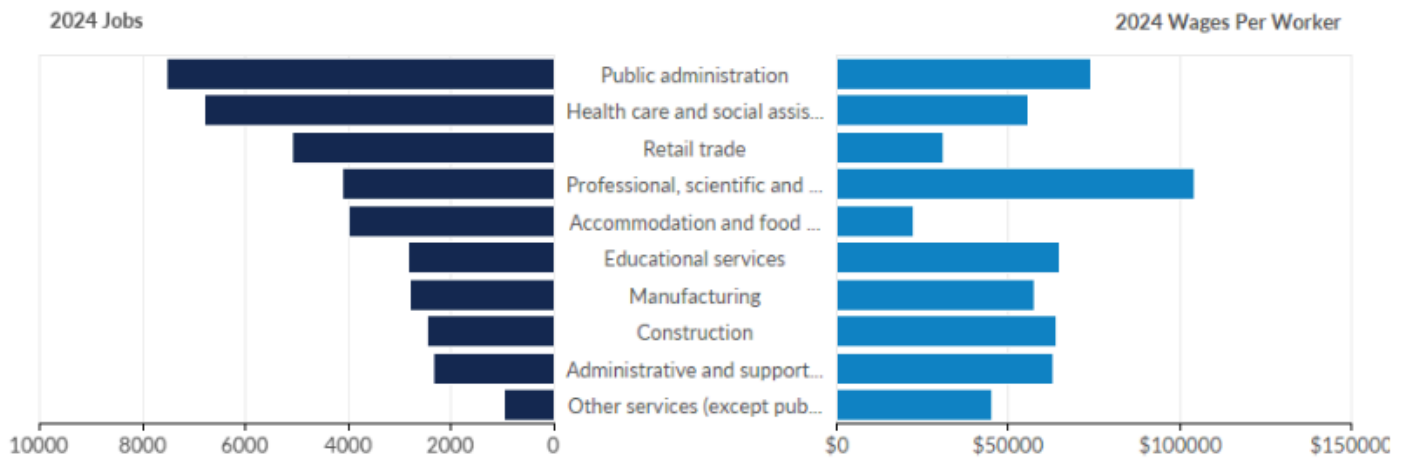


These graphs show the highest paying industries according to a place of work status at the 2-digit NAICS classification in Renfrew and Lanark Counties.

LARGEST INDUSTRY BY SIZE

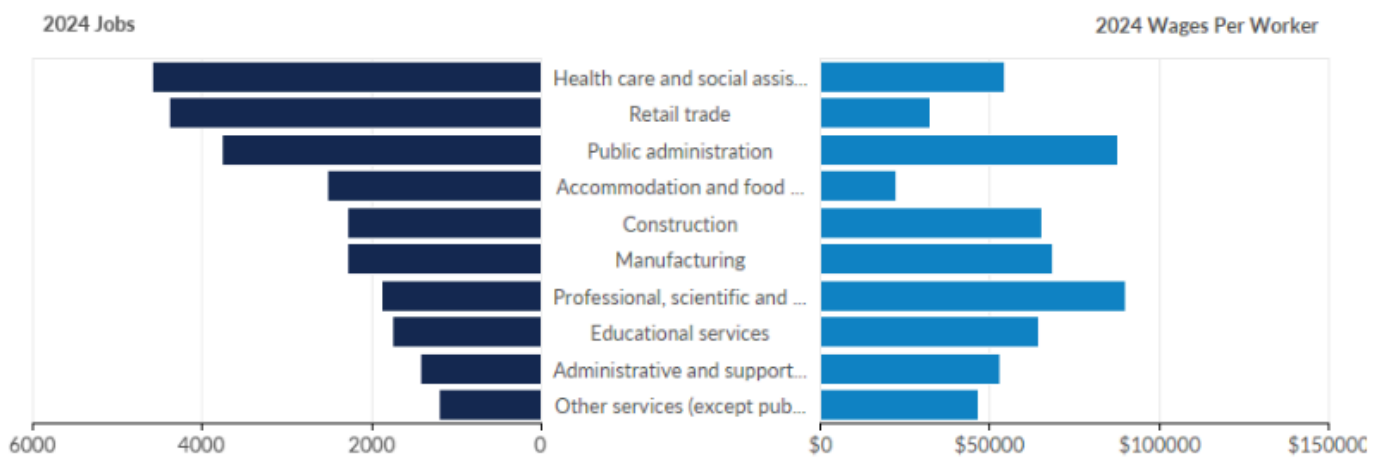
Renfrew

Largest Industries



Lanark

Largest Industries

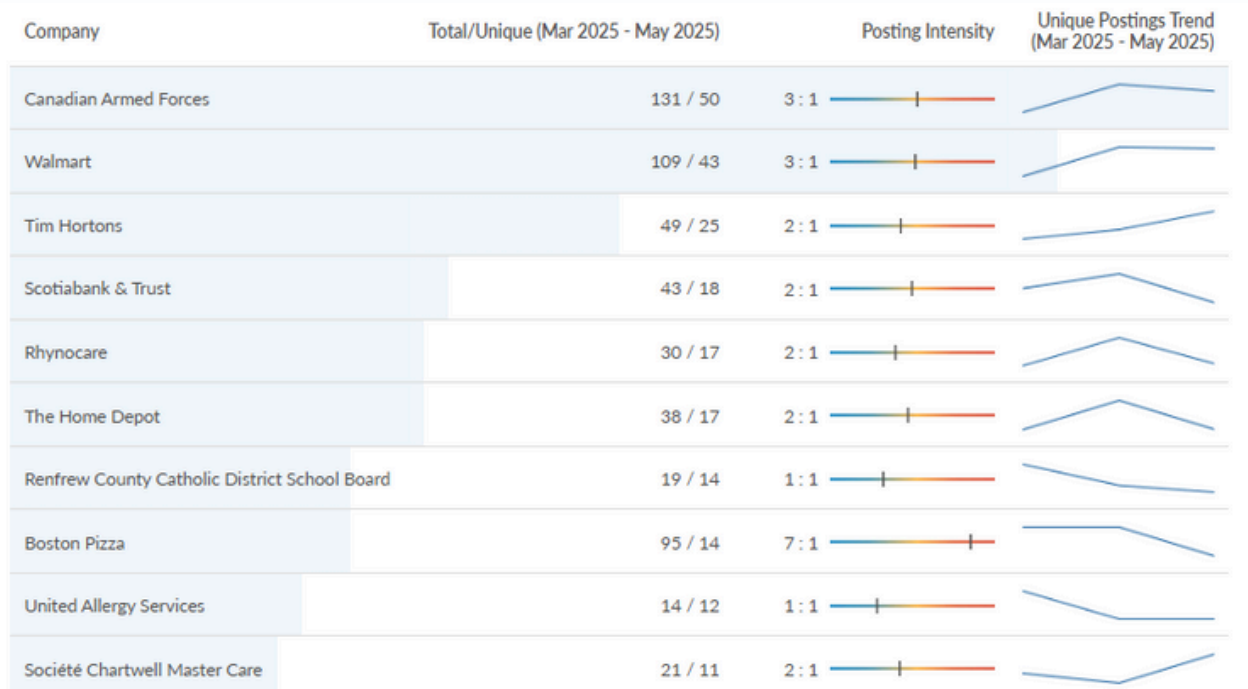


These graphs show the highest paying industries according to a place of work status at the 2-digit NAICS classification in Renfrew and Lanark Counties.

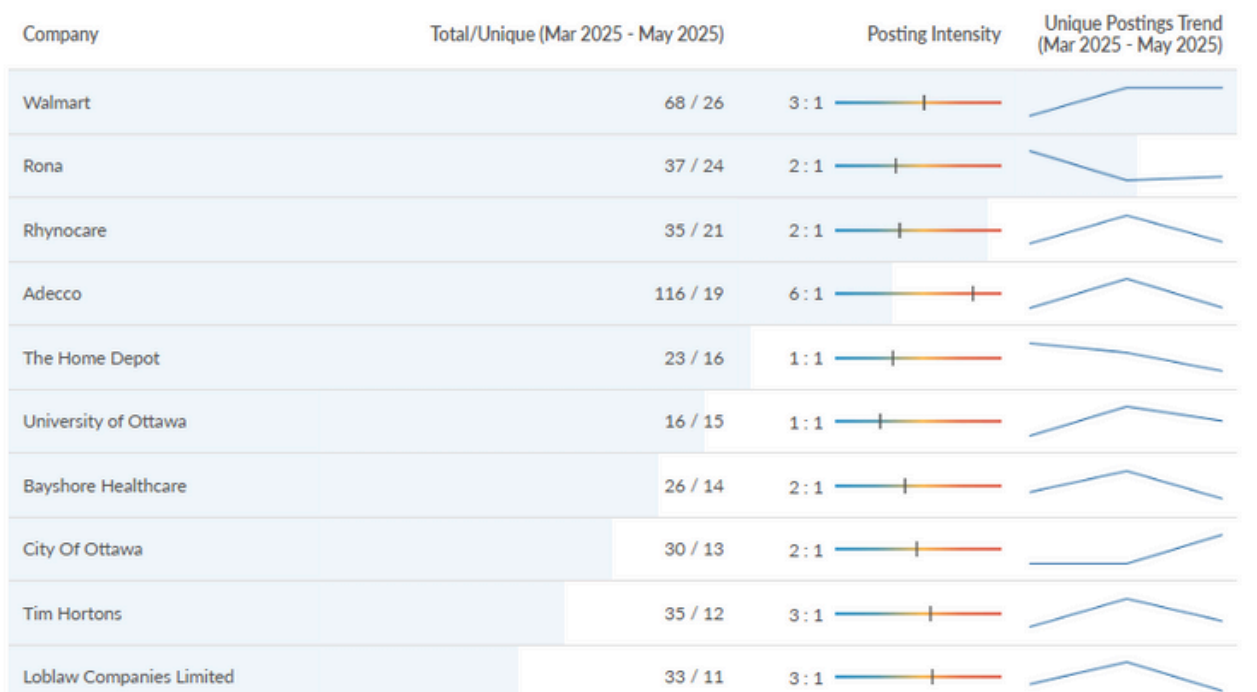
Source: Lightcast Analyst Projections 2025

WHO'S HIRING IN OUR REGION?

Renfrew



Lanark



These graphs show the top companies job postings according to a place of work status at the 2-digit NAICS classification in Renfrew and Lanark Counties.