

SEPTEMBER 2025

# QUARTERLY BULLETIN

THE LABOUR MARKET GROUP  
OF RENFREW AND LANARK



# ABOUT US



The Labour Market Group of Renfrew and Lanark (LMG) represents one of 26 workforce planning areas in the Province of Ontario. Funded by the Ministry of Labour, Immigration, Training and Skills Development, our team works to provide accurate and timely labour market information to employers, job seekers and organizations that use labour market data for strategic planning purposes. We also provide annual labour market reports that outline trends in the local labour force using statistical data from several sources, as well as intelligence gathered from local employers and employment agencies.

**Our Purpose:** To help build a skilled workforce in Renfrew and Lanark Counties that contributes to a prosperous Ontario.

**Our Mission:** To work collaboratively with community partners on the creation of innovative labour market solutions that meet local workforce development needs.

To obtain information about our past work on local labour market trends, please visit our website at [www.labourmarketgroup.ca](http://www.labourmarketgroup.ca) or send us an email with your questions, comments, concerns, requests and ideas. [lmg@algonquincollege.com](mailto:lmg@algonquincollege.com)

**We acknowledge the Anishinaabe Algonquin People whose traditional unceded, unsundered territory is where the newsletter was produced.**



Looking for a new job?  
Hiring? Check out our job  
tools!

[Click Here](#)



It is our goal to help you  
with any of the questions  
you have related to local  
LMI, and other topics  
related to your  
information search.

[Click Here](#)



Get the latest copy of our  
Local Labour Market  
Planning Report

[Click Here](#)

# 2025 Survey Launch



The Labour Market Group of Renfrew and Lanark is committed to enhancing our understanding of the local labour market and developing effective solutions. Your feedback is vital for municipalities, employment services, Chambers of Commerce, industry groups, and employers. Please take five minutes to share your insights.

**[Click HERE to Complete Survey.](#)**



**[See last years results HERE](#)**




# Community Profile: Deep River

The Town of Deep River is one of the most unique communities in Canada. Well known for its beautiful landscapes, it is also home to one of only four Canadian nuclear plants. With a population of just over 4,000, the town was originally established as a planned community, funded by the federal government and designed by McGill University.

The town takes its name from being located along one of the deepest parts of the Ottawa River. Residents enjoy waterfront views and a high-quality lifestyle typical of the Ottawa Valley. Access to water sports, hiking, beaches, trails, and continued affordability make it an appealing place to live. Situated at the edge of Algonquin Park, the area attracts tourists from around the world, particularly those looking to paddle the spectacular Barron Canyon. The community is enriched by cultural activities such as farmers' markets, the Canadian Clock Museum, and local artisan co-ops. Deep River is one of the smallest towns in Canada to boast a symphony orchestra.

The main industry is Chalk River Nuclear Laboratories, which includes Canadian Nuclear Laboratories and multiple supporting businesses and programs tied to the nuclear energy sector. This industry is thriving, with a ten-year capital investment project underway that will bring infrastructure improvements and an expanded workforce. Many residents are also employed by the Canadian Armed Forces at CFB Petawawa and by the Canadian Forest Service, which manages the Petawawa Research Forest.

Unlike many rural Canadian towns, Deep River is poised for continued growth. It's rare blend of advanced science, technology, and natural beauty makes it a truly remarkable place to live.



## Population of Deep River

Municipality	Population 2016	Population 2021	Percent Change
Renfrew County	102,394	106,365	3.88%
Town of Deep River	4,109	4,175	1.6%

Source: Statistics Canada, 2016 and 2021 Census of Population

## Age Distribution of Deep River

Age Distribution	Renfrew County 2016	Renfrew County 2021	Town of Deep River 2016	Town of Deep River 2021
0 to 14 years	16,475	16,850	660	675
15 to 24 years	10,885	10,555	340	375
25 to 34 years	12,840	13,265	520	425
35 to 44 years	11,205	12,105	415	500
45 to 54 years	13,855	11,775	515	460
55 to 64 years	15,835	17,125	670	655
65 to 74 years	11,940	14,405	500	585
75 to 84 years	6,515	7,260	325	370
85 years and above	2,845	3,020	160	150

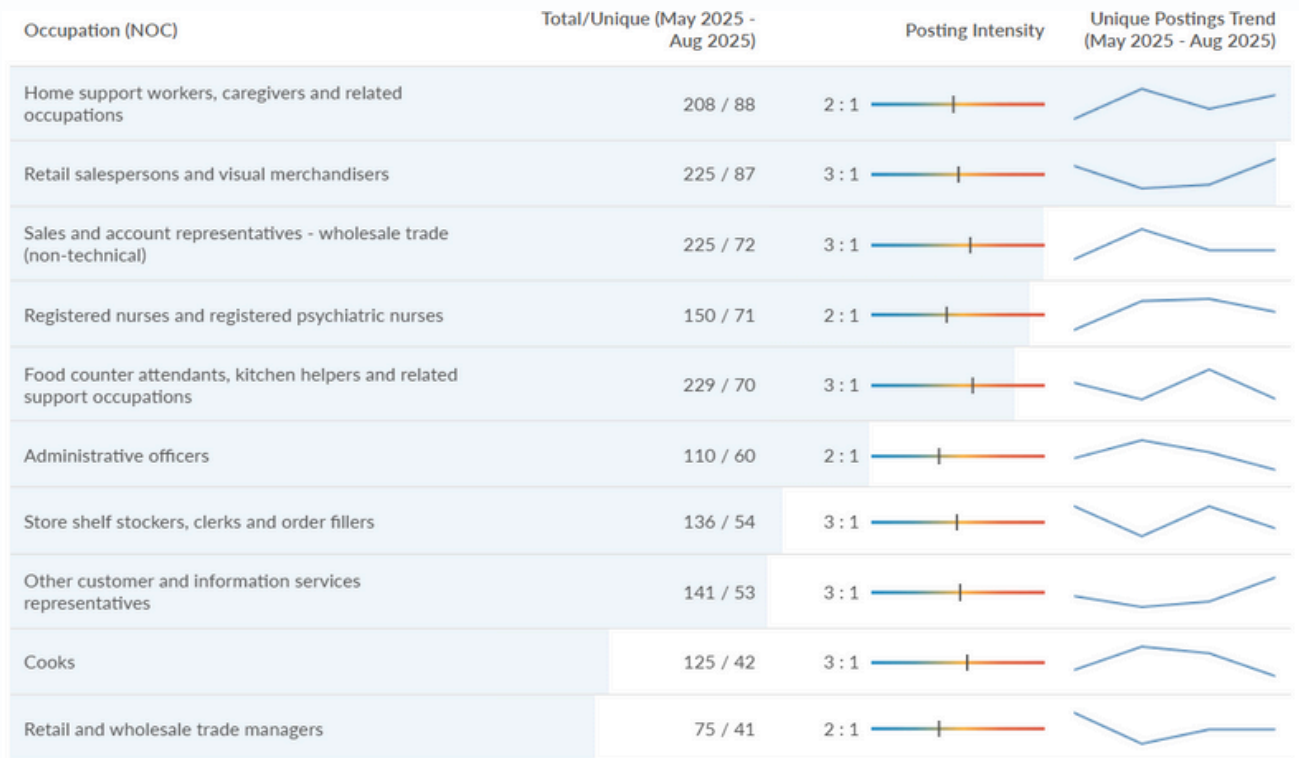
Source: Statistics Canada, 2016 and 2021 Census of Population

# Labour Market Data: Lanark and Renfrew

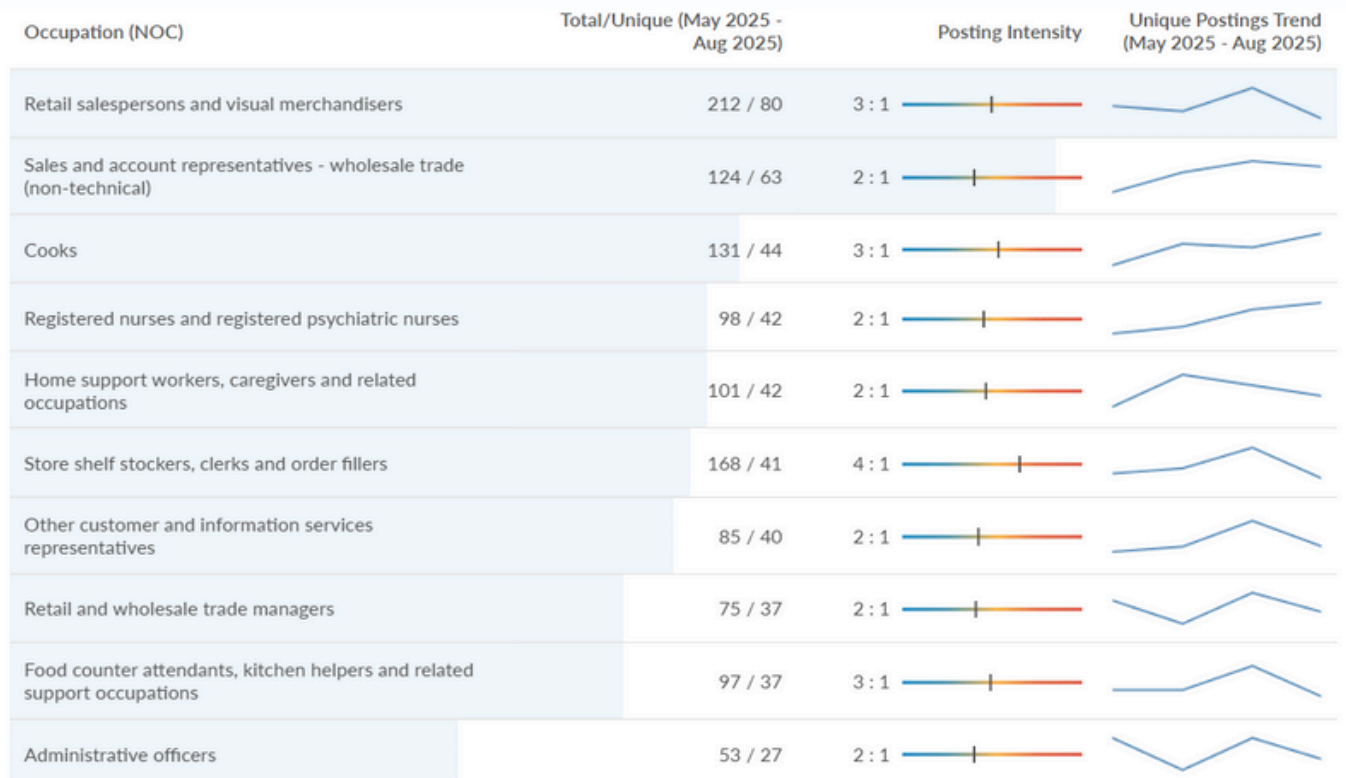
## June 2025 to September 2025

### TOP POSTED OCCUPATIONS AT THE 5-DIGIT NOCS LEVEL

Renfrew



Lanark

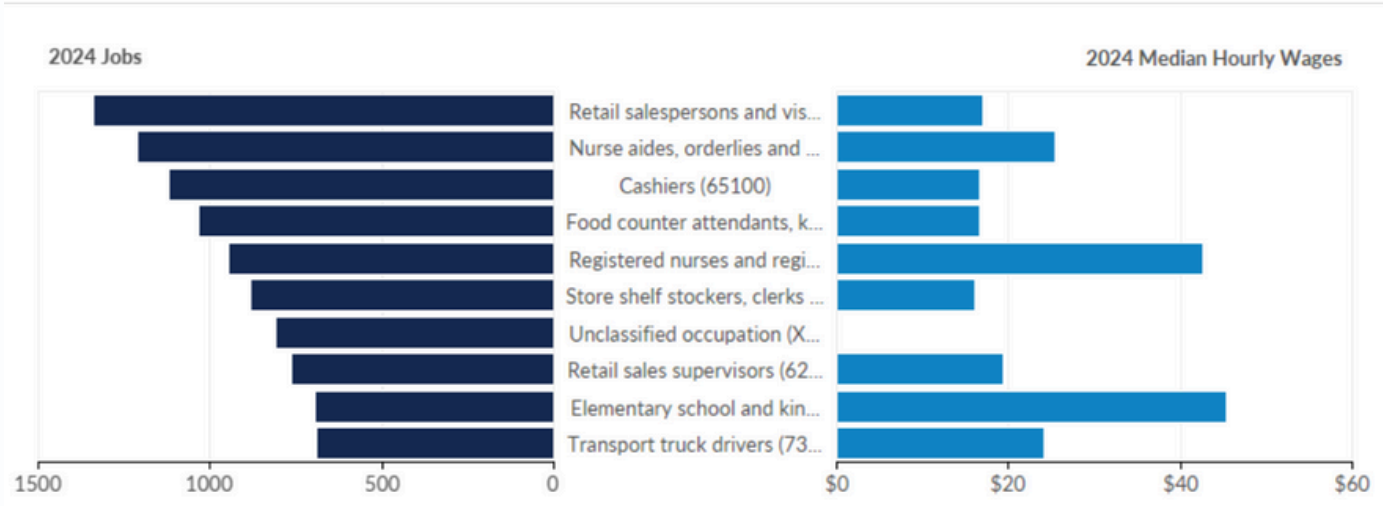


These graphs show the top posted occupations at the 5-digit NOCS classification in Renfrew and Lanark Counties.



# HIGHEST RANKED INDUSTRY

Renfrew



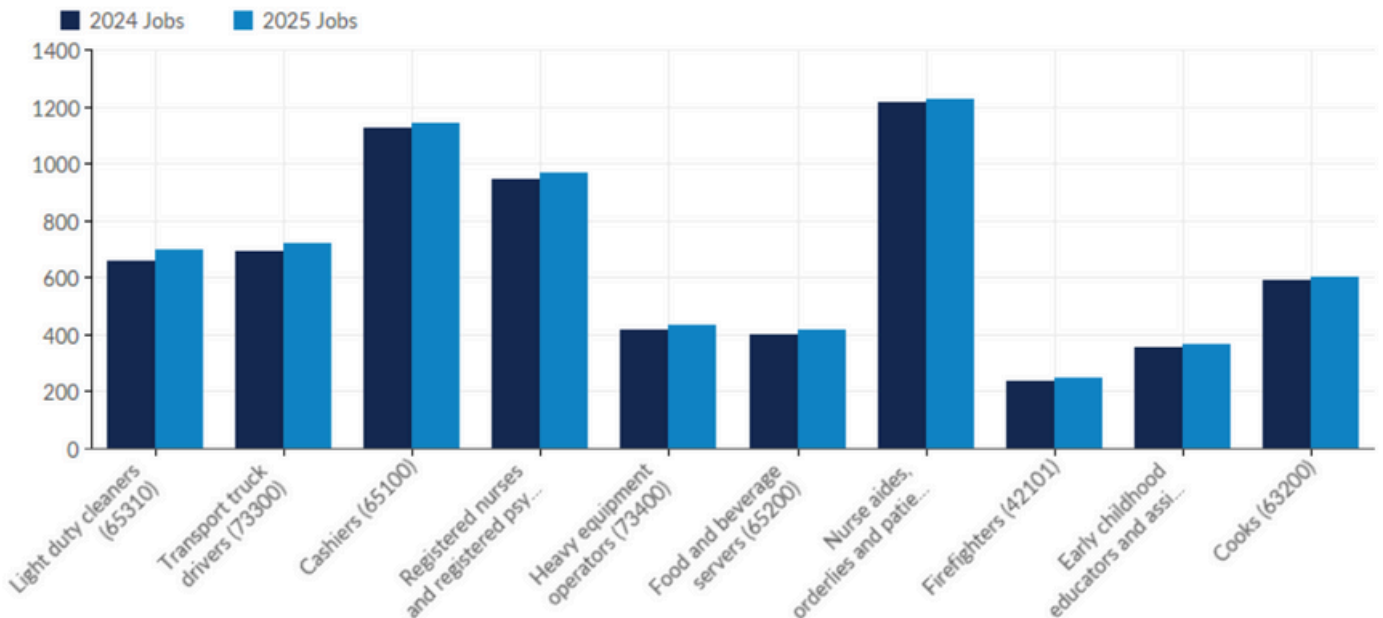
Lanark



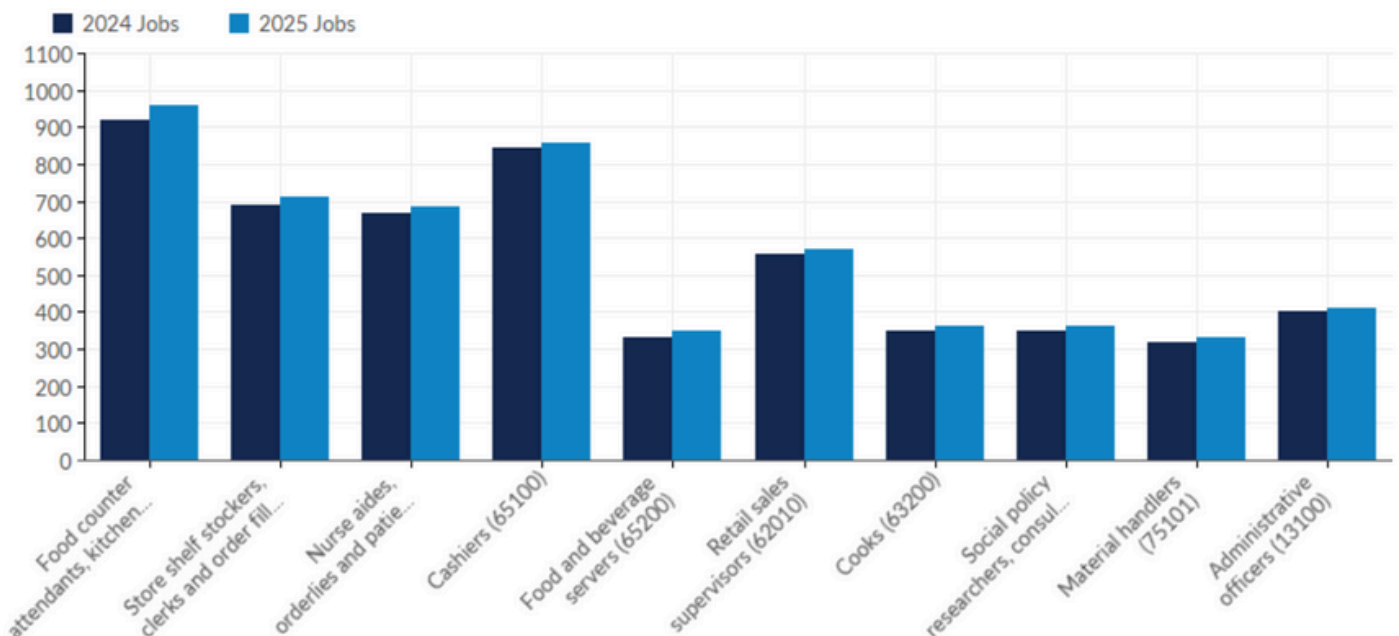
These graphs display the highest-ranked industries based on workplace status at the 5-digit NOCS classification in Renfrew and Lanark Counties.

# FASTEST GROWING OCCUPATIONS

Renfrew



Lanark



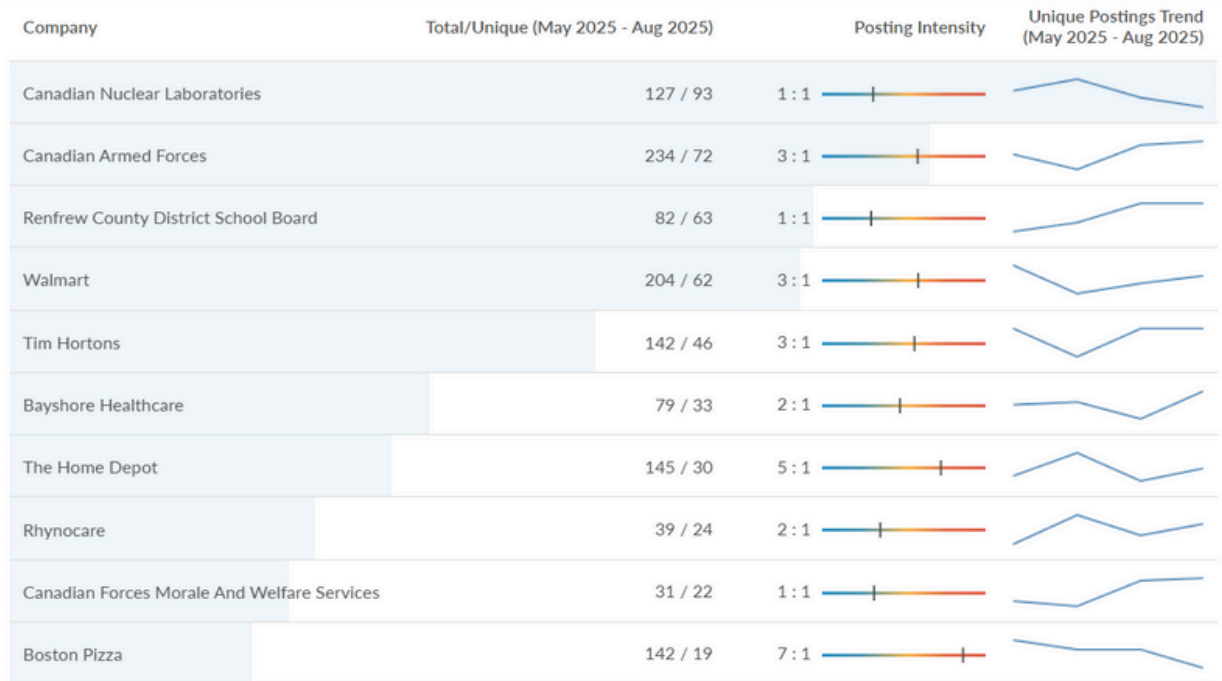
These graphs illustrate the fastest-growing occupations based on place of work status, following the 5-digit NOCS classification for Renfrew and Lanark Counties.

Source: Lightcast Analyst Projections 2025

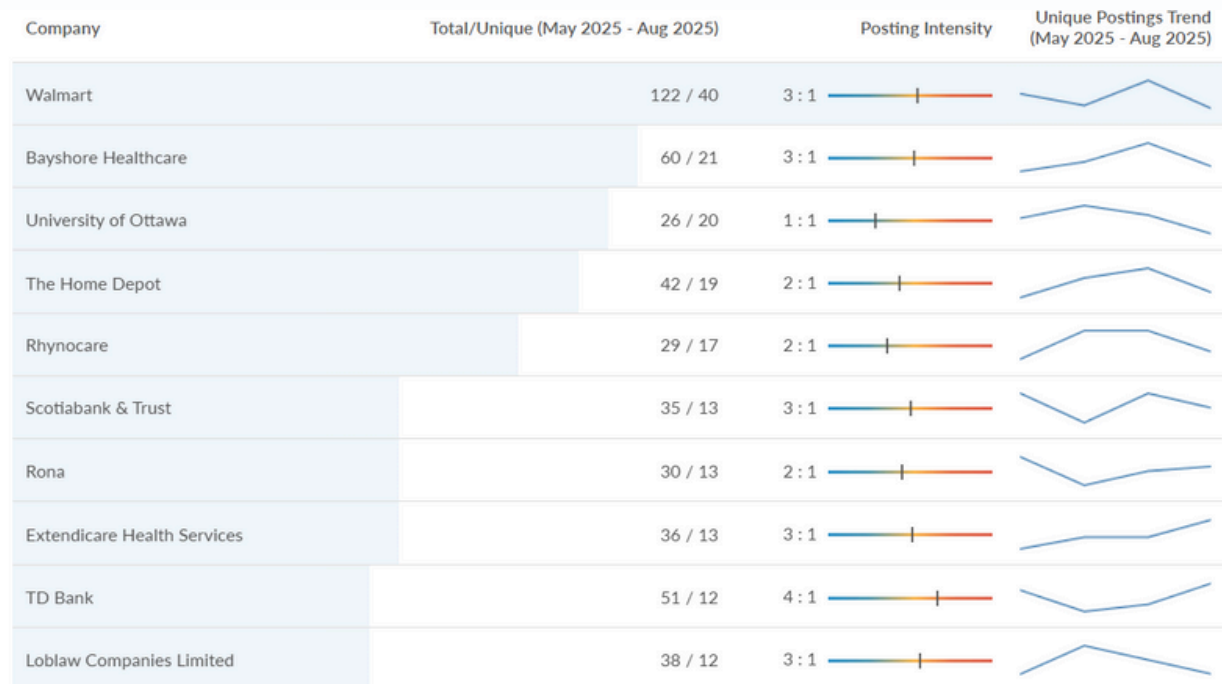


# WHO'S HIRING IN OUR REGION?

## Renfrew



## Lanark



These graphs show the top companies job postings according to a place of work status at the 5-digit NOCS classification in Renfrew and Lanark Counties.